



Course Evaluation Results

Dear Professor Norton,

Please find the evaluation results for the following:

Course Name: Precalculus
Course ID: MATH1300
Evaluation Period: Fall 2019

The response count and enrollment information for this survey will be displayed in the report header on the first page. The individual question details follow and then the profile line report with comparison data.

The comparative mean for each section of the survey is listed below:

1. Course Organization and Planning - 4.31
2. Communication - 4.37
3. Faculty/Student Interaction - 4.37
4. Assignments, Exams, and Grading - 4.17
5. (Means are not reported for these statements)
6. Course Outcomes - 3.75
7. Student Effort and Involvement - 3.74
8. (Means are not appropriate for Course Difficulty, Workload and PACE)
9. Overall Evaluation - 4.01

Thank you.

Rachael Norton


Precalculus (MATH1300)
Fitchburg State University
Enrollment: 22
Response Count: 10
Response Rate: 45.5%
Adjunct Status:




Overall indicators

Global Index


1. Course Organization and Planning




2. Communication




3. Faculty/Student Interaction




4. Assignments, Exams, and Grading




5. Supplementary Instructional Methods




6. Course Outcomes





7. Student Effort and Involvement



8. Course Difficulty, Work Load, and Pace



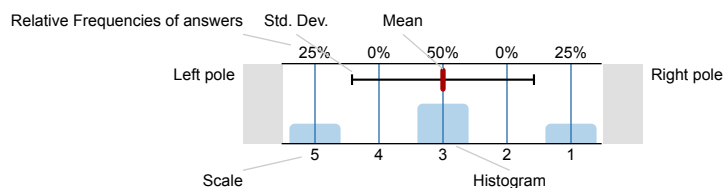
9. Overall Evaluation



Survey Results

Legend

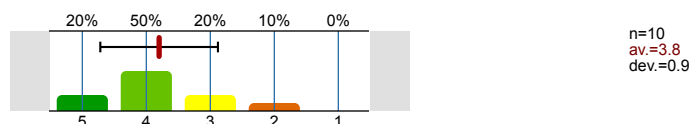
Question text



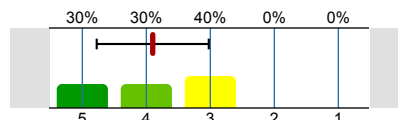
n=No. of responses
av.=Mean
dev.=Std. Dev.
ab.=Abstention

1. Course Organization and Planning

1.1) The instructor's explanation of course requirements

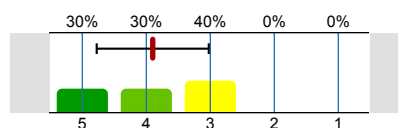


1.2) The instructor's preparation for each class period



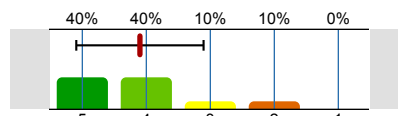
n=10
av.=3.9
dev.=0.9

1.3) The instructor's command of the subject matter



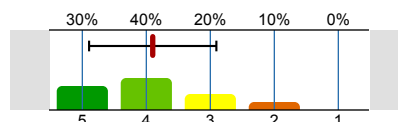
n=10
av.=3.9
dev.=0.9

1.4) The instructor's use of class time



n=10
av.=4.1
dev.=1

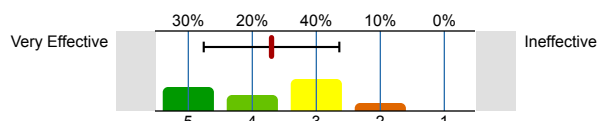
1.5) The instructor's way of summarizing or emphasizing important points in class



n=10
av.=3.9
dev.=1

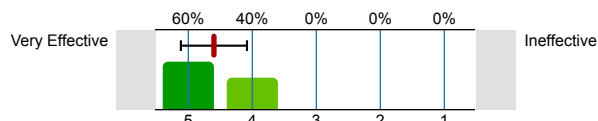
2. Communication

2.1) The instructor's ability to make clear and understandable presentations



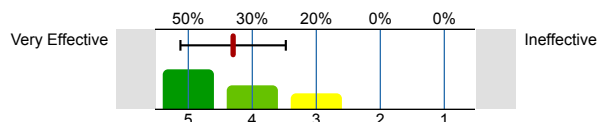
n=10
av.=3.7
dev.=1.1

2.2) The instructor's command of spoken English (or the language used in the course)



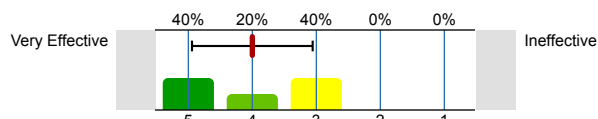
n=10
av.=4.6
dev.=0.5

2.3) The instructor's use of examples or illustrations to clarify course material



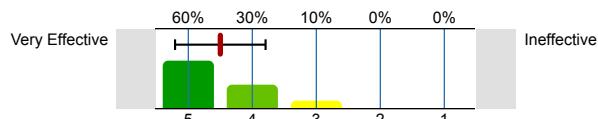
n=10
av.=4.3
dev.=0.8

2.4) The instructor's use of challenging questions or problems



n=10
av.=4
dev.=0.9

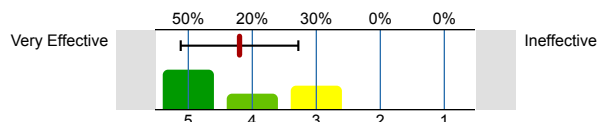
2.5) The instructor's enthusiasm for the course material



n=10
av.=4.5
dev.=0.7

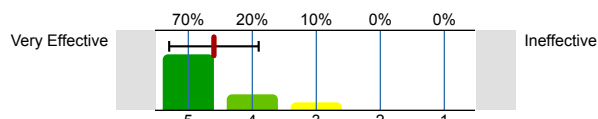
3. Faculty/Student Interaction

3.1) The instructor's helpfulness and responsiveness to students



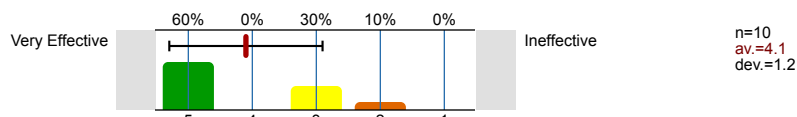
n=10
av.=4.2
dev.=0.9

3.2) The instructor's respect for students

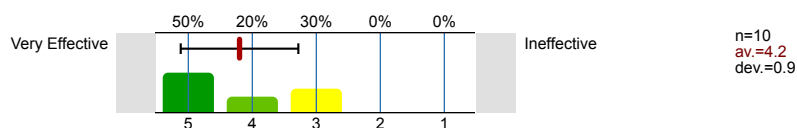


n=10
av.=4.6
dev.=0.7

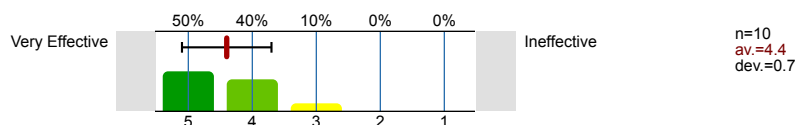
3.3) The instructor's concern for student progress



3.4) The availability of extra help for this class (taking into account the size of the class)

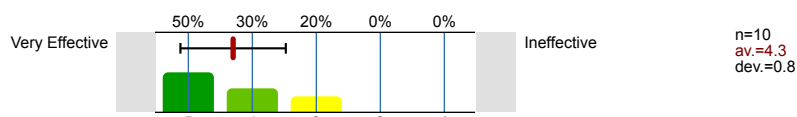


3.5) The instructor's willingness to listen to student questions and opinions

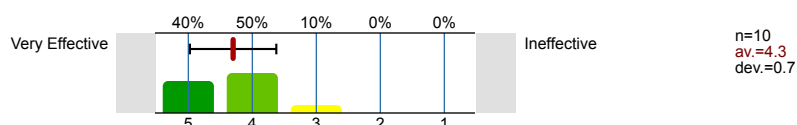


4. Assignments, Exams, and Grading

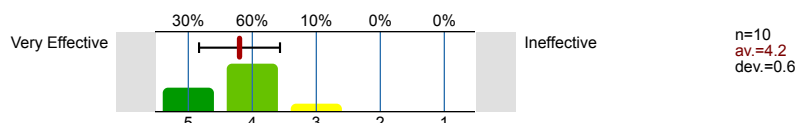
4.1) The information given to students about how they would be graded



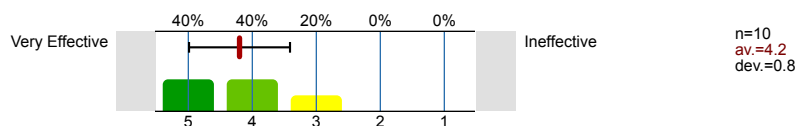
4.2) The clarity of exam questions



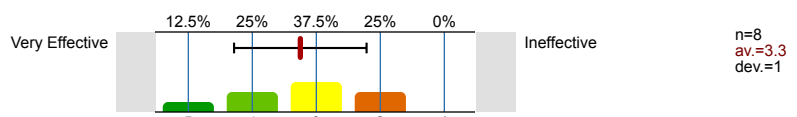
4.3) The exams' coverage of important aspects of the course



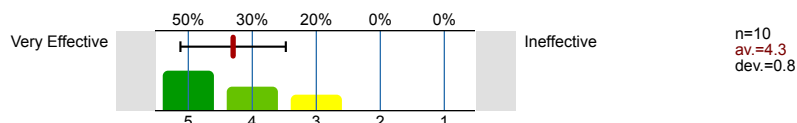
4.4) The instructor's comments on assignments and exams



4.5) The overall quality of the textbook(s)

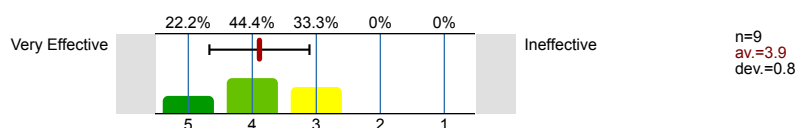


4.6) The helpfulness of assignments in understanding course material

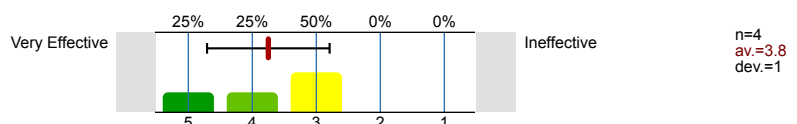


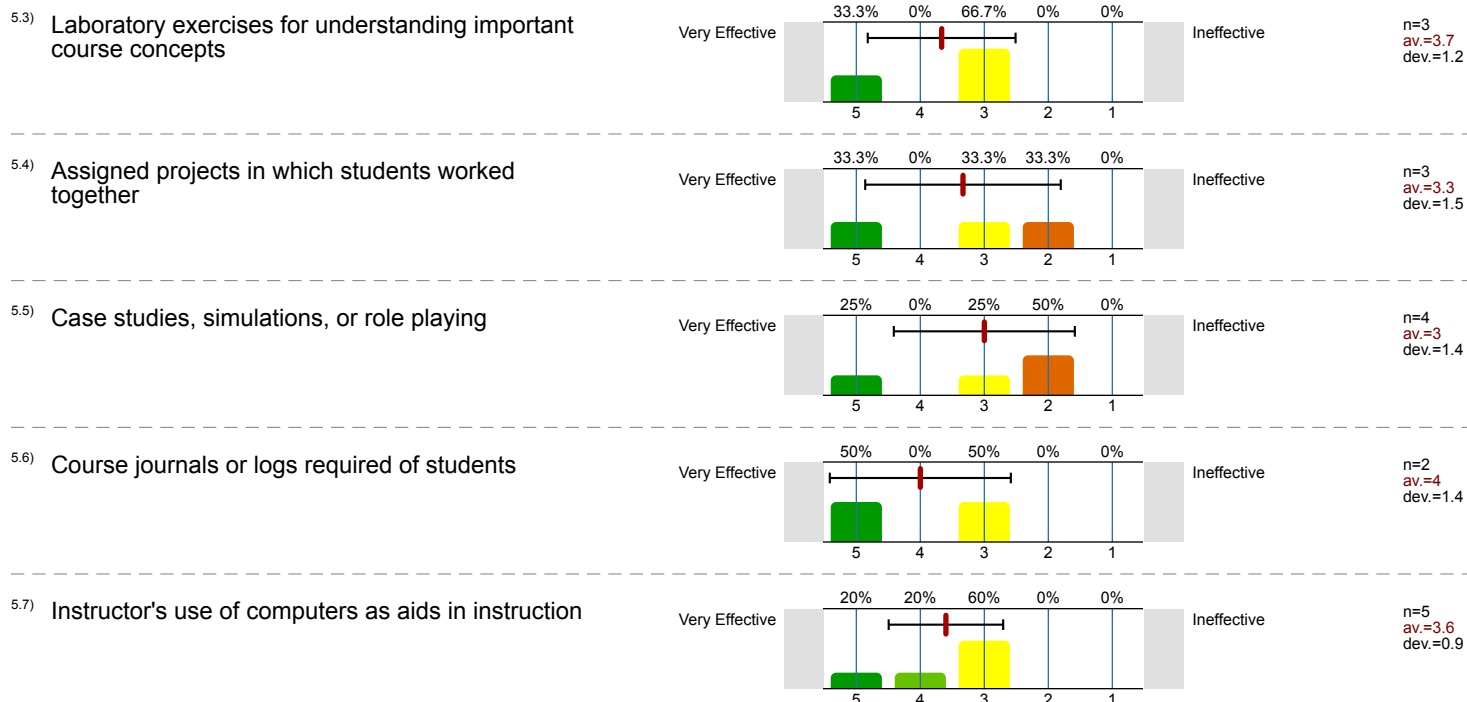
5. Supplementary Instructional Methods

5.1) Problems or questions presented by the instructor for small group discussions

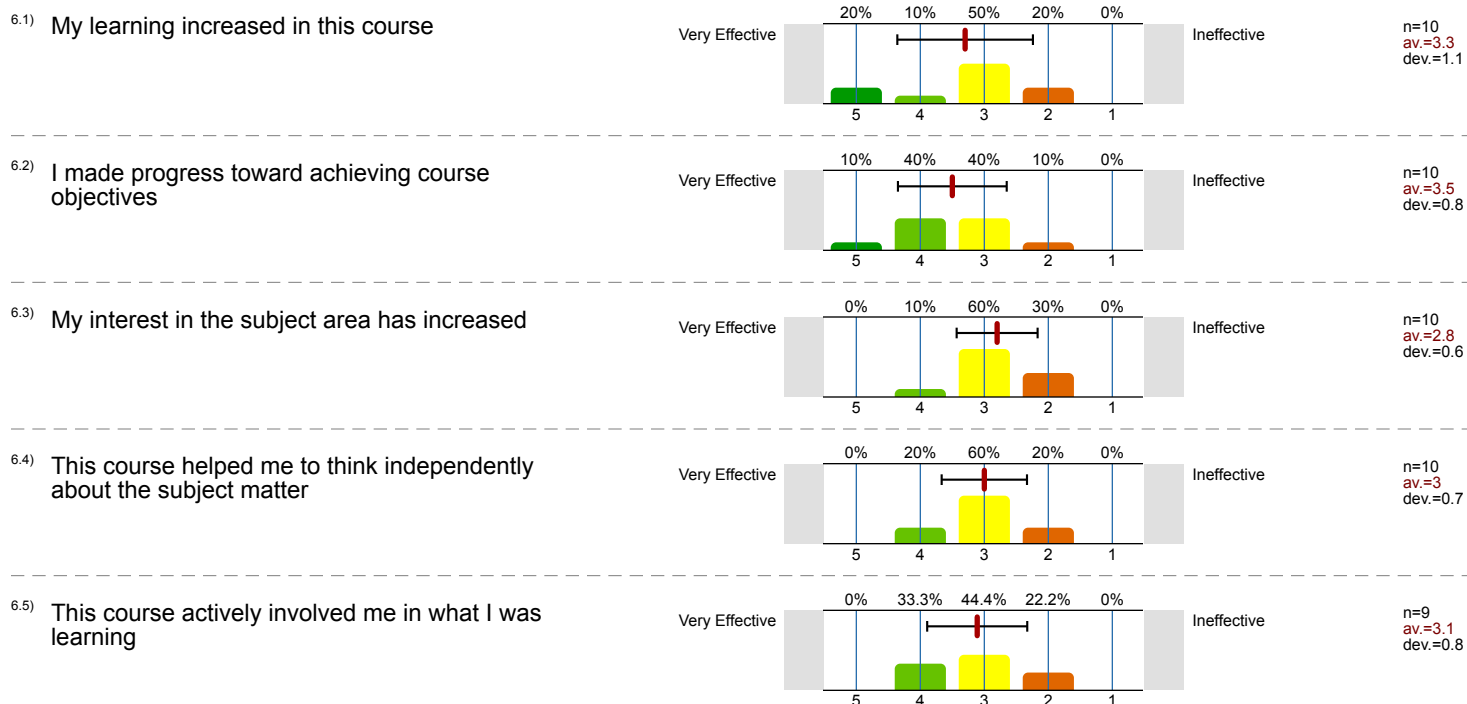


5.2) Term paper(s) or project(s)

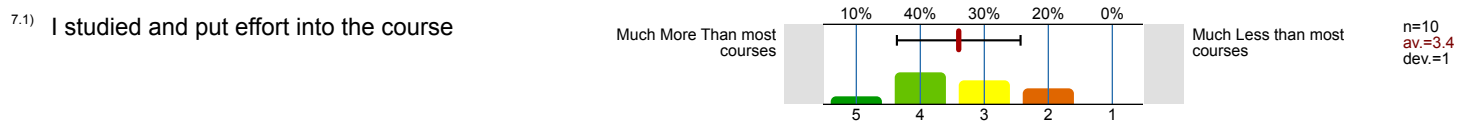




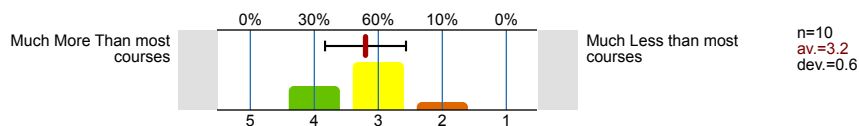
6. Course Outcomes



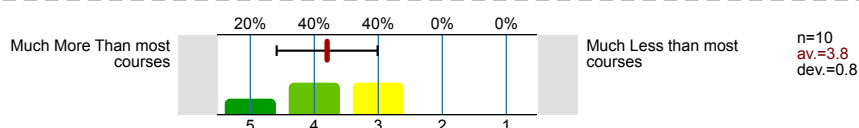
7. Student Effort and Involvement



7.2) I was prepared for each class [writing and reading assignments]

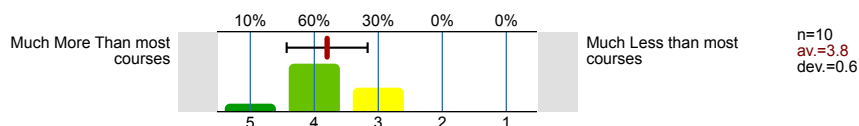


7.3) I was challenged by this course

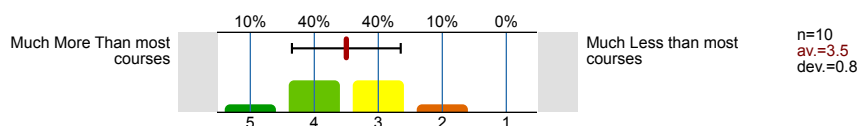


8. Course Difficulty, Work Load, and Pace

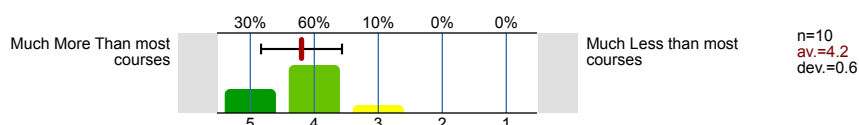
8.1) For my preparation and ability, the level of difficulty of this course was:



8.2) The work load for this course in relation to other courses of equal credit was:

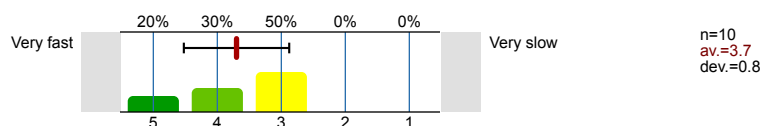


8.3) For me, the pace at which the instructor covered the material during the term was:




9. Overall Evaluation

9.1) Rate the quality of instruction in this course as it contributed to your learning (try to set aside your feelings about the course content):




10. Student Information


10.1) Which of the following best describes this course for you?



10.2) What is your class level?




10.3) Do you communicate better in English or in another language?



10.4) Sex



10.5) What grade do you expect to receive in this course?



Profile

Subunit: Fitchburg State University

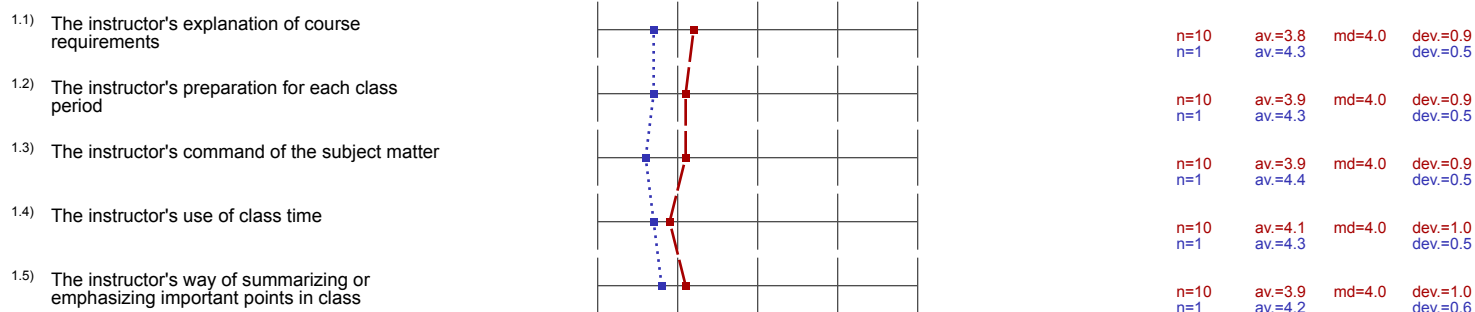
Name of the instructor: Rachael Norton

Name of the course:
(Name of the survey) Precalculus

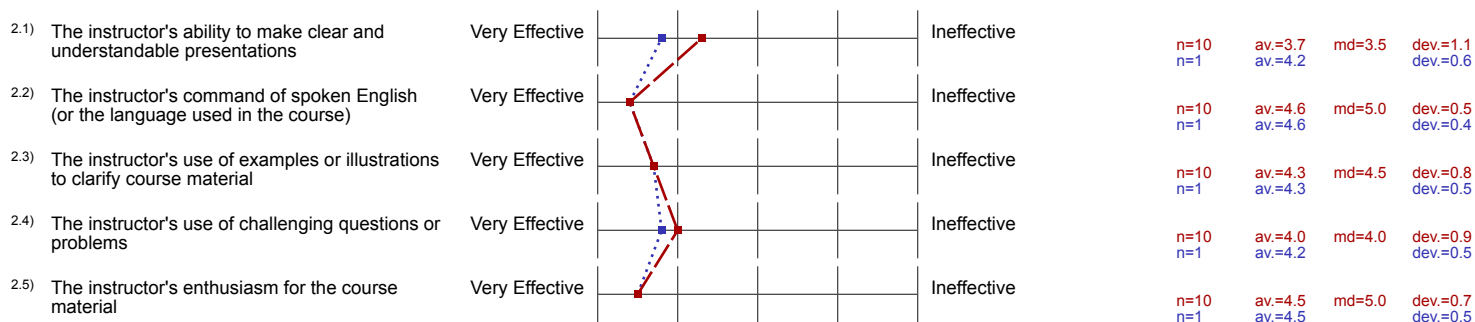
Comparative line: SIR II Comparative Data

Values used in the profile line: Mean

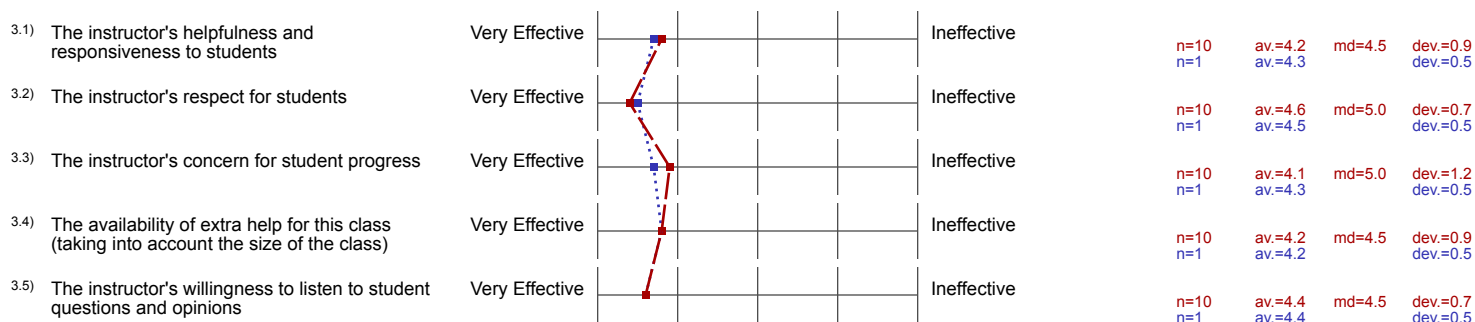
1. Course Organization and Planning



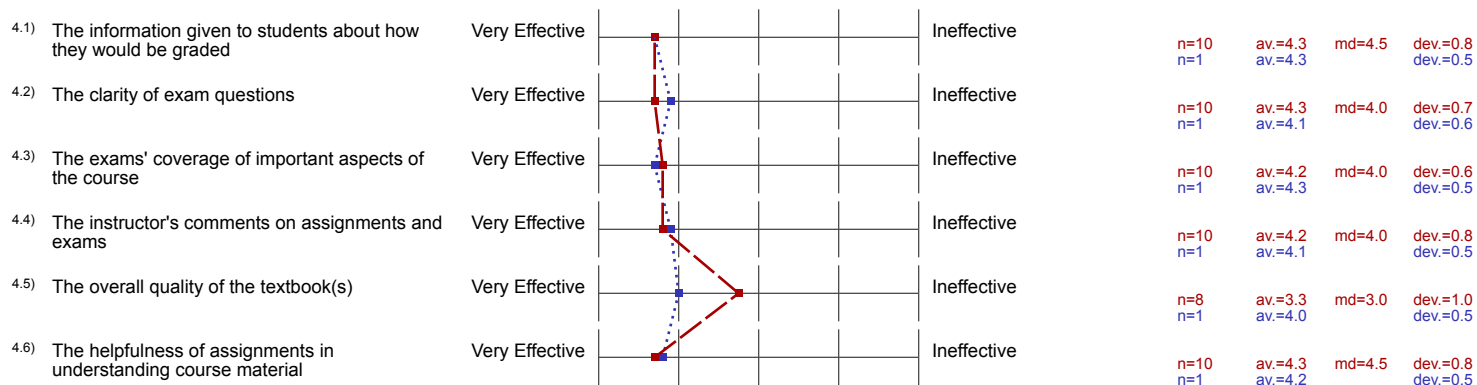
2. Communication



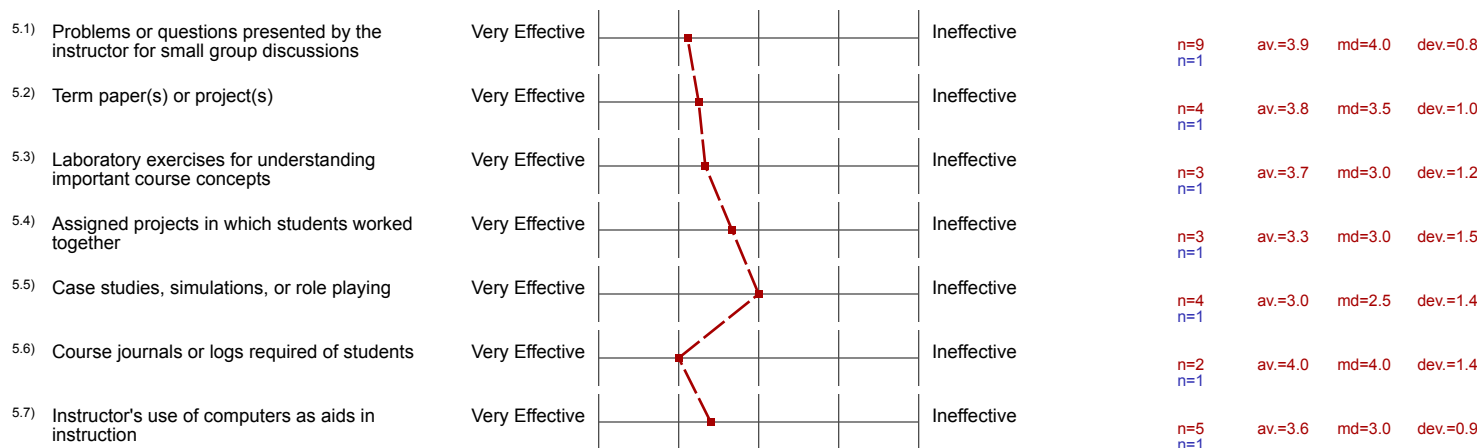
3. Faculty/Student Interaction



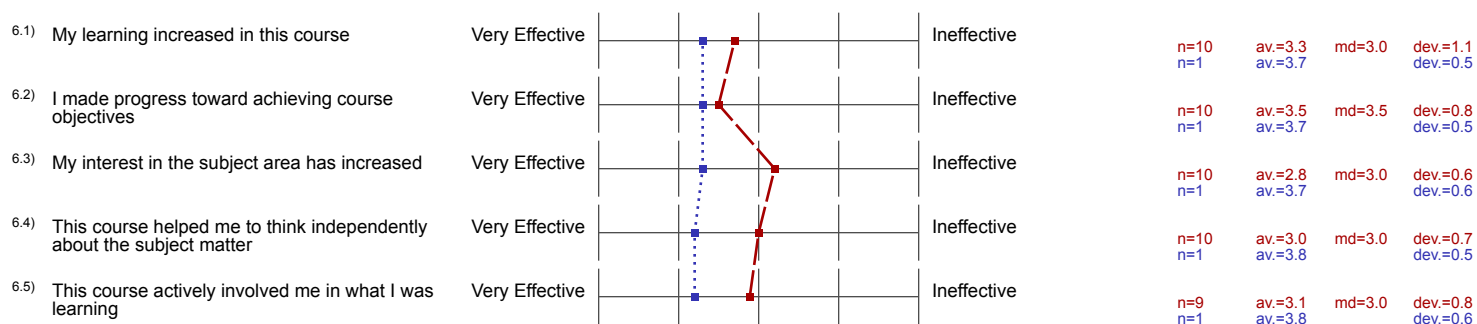
4. Assignments, Exams, and Grading



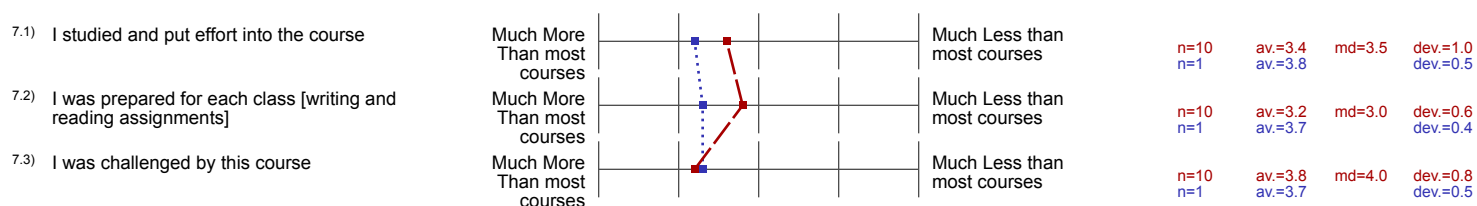
5. Supplementary Instructional Methods



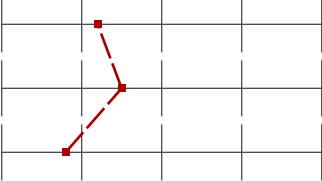


6. Course Outcomes



7. Student Effort and Involvement



8. Course Difficulty, Work Load, and Pace

8.1) For my preparation and ability, the level of difficulty of this course was:	Much More Than most courses		Much Less than most courses	n=10 n=1	av.=3.8	md=4.0	dev.=0.6
8.2) The work load for this course in relation to other courses of equal credit was:	Much More Than most courses		Much Less than most courses	n=10 n=1	av.=3.5	md=3.5	dev.=0.8
8.3) For me, the pace at which the instructor covered the material during the term was:	Much More Than most courses		Much Less than most courses	n=10 n=1	av.=4.2	md=4.0	dev.=0.6

9. Overall Evaluation

9.1) Rate the quality of instruction in this course as it contributed to your learning (try to set aside your feelings about the course content):	Very fast		Very slow	n=10 n=1	av.=3.7 av.=4.0	md=3.5	dev.=0.8 dev.=0.5
---	-----------	---	-----------	-------------	--------------------	--------	----------------------